

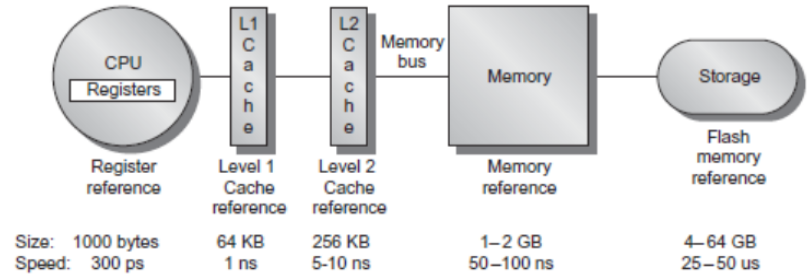
Chapter 2

Memory Hierarchy Design

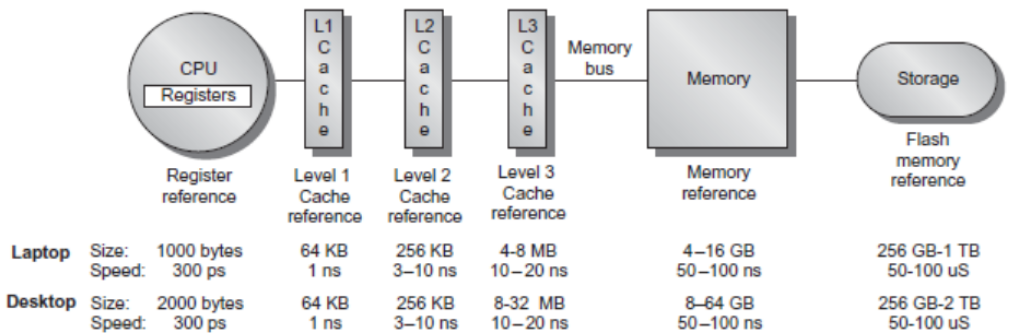
Introduction

- Programmers want unlimited amounts of memory with low latency
- Fast memory technology is more expensive per bit than slower memory
- Solution: organize memory system into a hierarchy
 - Entire addressable memory space available in largest, slowest memory
 - Incrementally smaller and faster memories, each containing a subset of the memory below it, proceed in steps up toward the processor
- Temporal and spatial locality insures that nearly all references can be found in smaller memories
 - Gives the allusion of a large, fast memory being presented to the processor

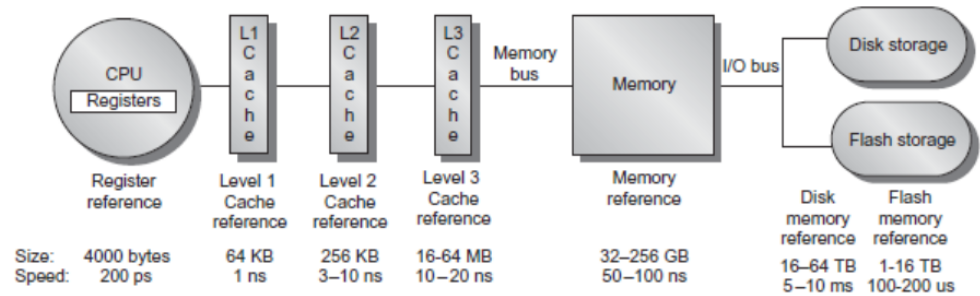
Memory Hierarchy



(A) Memory hierarchy for a personal mobile device

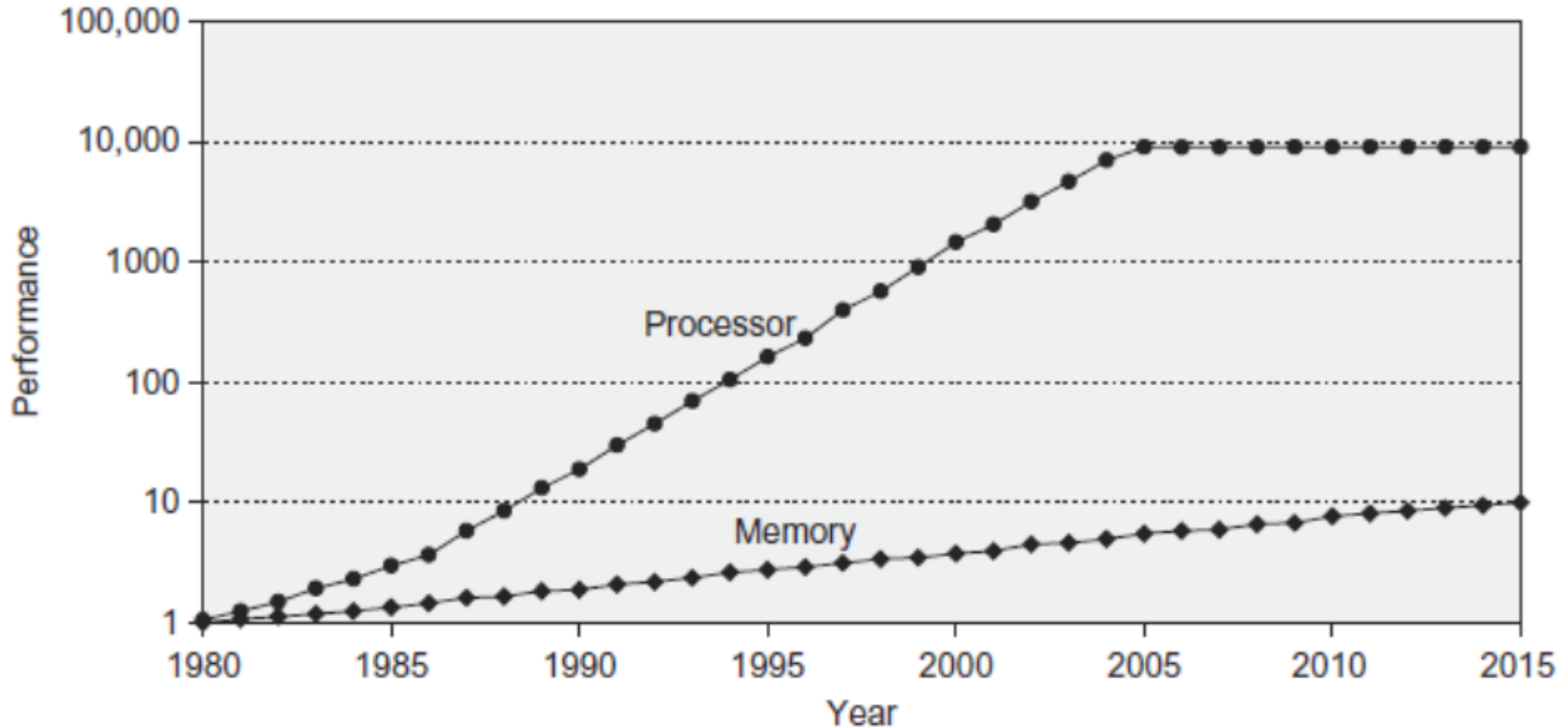


(B) Memory hierarchy for a laptop or a desktop



(C) Memory hierarchy for server

Memory Performance Gap



Memory Hierarchy Design

- Memory hierarchy design becomes more crucial with recent multi-core processors:
 - Aggregate peak bandwidth grows with # cores:
 - Intel Core i7 can generate two references per core per clock
 - Four cores and 3.2 GHz clock
 - 25.6 billion 64-bit data references/second +
 - 12.8 billion 128-bit instruction references/second
 - = 409.6 GB/s!
 - DRAM bandwidth is only 8% of this (34.1 GB/s)
 - Requires:
 - Multi-port, pipelined caches
 - Two levels of cache per core
 - Shared third-level cache on chip

Performance and Power

- High-end microprocessors have >10 MB on-chip cache
 - Consumes large amount of area and power budget

Memory Hierarchy Basics

- When a word is not found in the cache, a *miss* occurs:
 - Fetch word from lower level in hierarchy, requiring a higher latency reference
 - Lower level may be another cache or the main memory
 - Also fetch the other words contained within the *block*
 - Takes advantage of spatial locality
 - Place block into cache in any location within its *set*, determined by address
 - $\text{block address MOD number of sets in cache}$

Memory Hierarchy Basics

- n sets \Rightarrow n -way set associative
 - *Direct-mapped cache* \Rightarrow one block per set
 - *Fully associative* \Rightarrow one set
- Writing to cache: two strategies
 - *Write-through*
 - Immediately update lower levels of hierarchy
 - *Write-back*
 - Only update lower levels of hierarchy when an updated block is replaced
 - Both strategies use *write buffer* to make writes asynchronous

Memory Hierarchy Basics

- Miss rate
 - Fraction of cache access that result in a miss

- Causes of misses
 - Compulsory
 - First reference to a block
 - Capacity
 - Blocks discarded and later retrieved
 - Conflict
 - Program makes repeated references to multiple addresses from different blocks that map to the same location in the cache

Memory Hierarchy Basics

$$\frac{\textit{Misses}}{\textit{Instruction}} = \frac{\textit{Miss rate} \times \textit{Memory accesses}}{\textit{Instruction count}} = \textit{Miss rate} \times \frac{\textit{Memory accesses}}{\textit{Instruction}}$$

$$\textit{Average memory access time} = \textit{Hit time} + \textit{Miss rate} \times \textit{Miss penalty}$$

- Speculative and multithreaded processors may execute other instructions during a miss
 - Reduces performance impact of misses

Memory Hierarchy Basics

- Six basic cache optimizations:
 - Larger block size
 - Reduces compulsory misses
 - Increases capacity and conflict misses, increases miss penalty
 - Larger total cache capacity to reduce miss rate
 - Increases hit time, increases power consumption
 - Higher associativity
 - Reduces conflict misses
 - Increases hit time, increases power consumption
 - Higher number of cache levels
 - Reduces overall memory access time
 - Giving priority to read misses over writes
 - Reduces miss penalty
 - Avoiding address translation in cache indexing
 - Reduces hit time

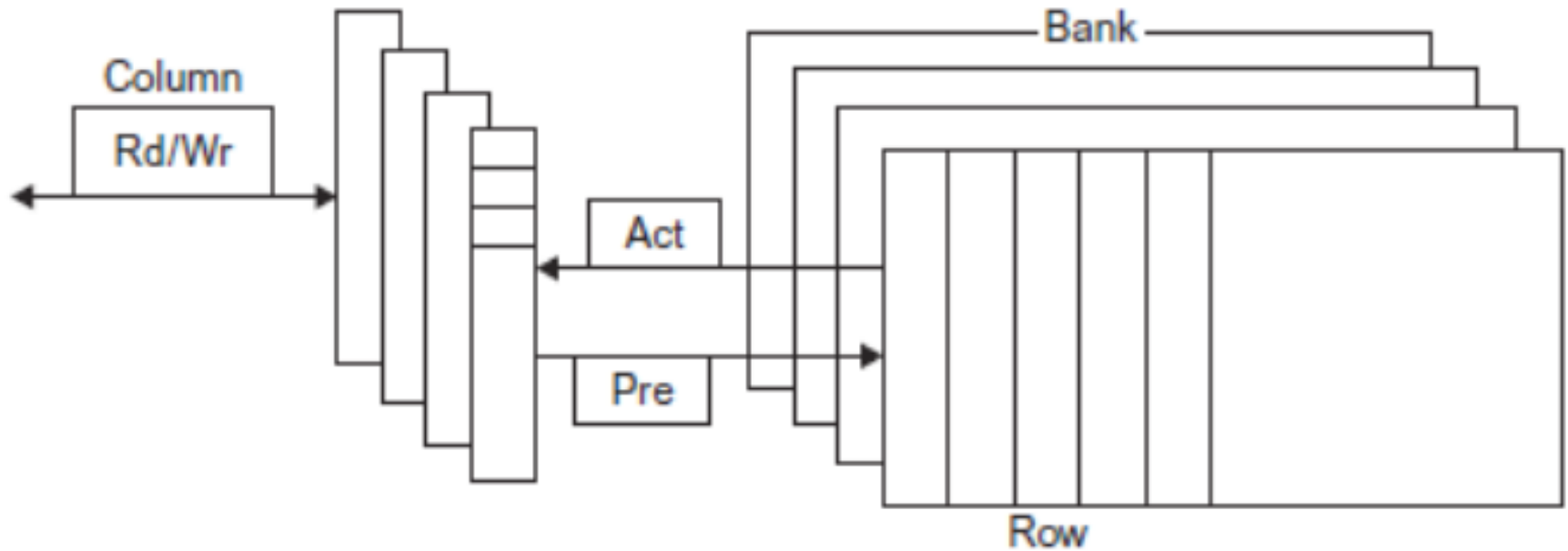
Memory Technology and Optimizations

- Performance metrics
 - Latency is concern of cache
 - Bandwidth is concern of multiprocessors and I/O
 - Access time
 - Time between read request and when desired word arrives
 - Cycle time
 - Minimum time between unrelated requests to memory
- SRAM memory has low latency, use for cache
- Organize DRAM chips into many banks for high bandwidth, use for main memory

Memory Technology

- SRAM
 - Requires low power to retain bit
 - Requires 6 transistors/bit
- DRAM
 - Must be re-written after being read
 - Must also be periodically refreshed
 - Every ~ 8 ms (roughly 5% of time)
 - Each row can be refreshed simultaneously
 - One transistor/bit
 - Address lines are multiplexed:
 - Upper half of address: row access strobe (RAS)
 - Lower half of address: column access strobe (CAS)

Internal Organization of DRAM



Memory Technology

- Amdahl:
 - Memory capacity should grow linearly with processor speed
 - Unfortunately, memory capacity and speed has not kept pace with processors
- Some optimizations:
 - Multiple accesses to same row
 - Synchronous DRAM
 - Added clock to DRAM interface
 - Burst mode with critical word first
 - Wider interfaces
 - Double data rate (DDR)
 - Multiple banks on each DRAM device

Memory Optimizations

Production year	Chip size	DRAM type	Best case access time (no precharge)			Precharge needed
			RAS time (ns)	CAS time (ns)	Total (ns)	Total (ns)
2000	256M bit	DDR1	21	21	42	63
2002	512M bit	DDR1	15	15	30	45
2004	1G bit	DDR2	15	15	30	45
2006	2G bit	DDR2	10	10	20	30
2010	4G bit	DDR3	13	13	26	39
2016	8G bit	DDR4	13	13	26	39

Memory Optimizations

Standard	I/O clock rate	M transfers/s	DRAM name	MiB/s/DIMM	DIMM name
DDR1	133	266	DDR266	2128	PC2100
DDR1	150	300	DDR300	2400	PC2400
DDR1	200	400	DDR400	3200	PC3200
DDR2	266	533	DDR2-533	4264	PC4300
DDR2	333	667	DDR2-667	5336	PC5300
DDR2	400	800	DDR2-800	6400	PC6400
DDR3	533	1066	DDR3-1066	8528	PC8500
DDR3	666	1333	DDR3-1333	10,664	PC10700
DDR3	800	1600	DDR3-1600	12,800	PC12800
DDR4	1333	2666	DDR4-2666	21,300	PC21300

Memory Optimizations

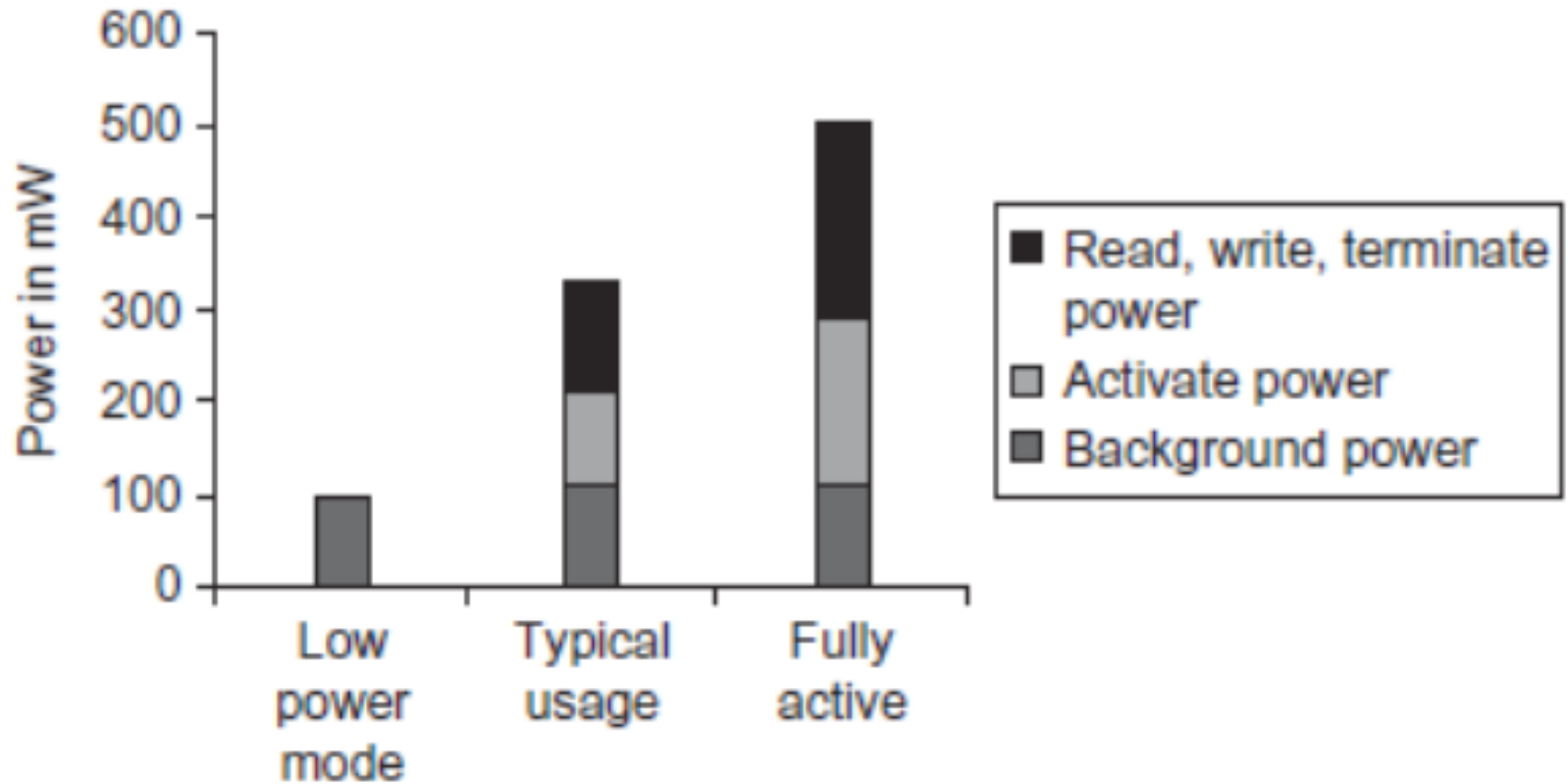
- DDR:
 - DDR2
 - Lower power (2.5 V -> 1.8 V)
 - Higher clock rates (266 MHz, 333 MHz, 400 MHz)
 - DDR3
 - 1.5 V
 - 800 MHz
 - DDR4
 - 1-1.2 V
 - 1333 MHz

- GDDR5 is graphics memory based on DDR3

Memory Optimizations

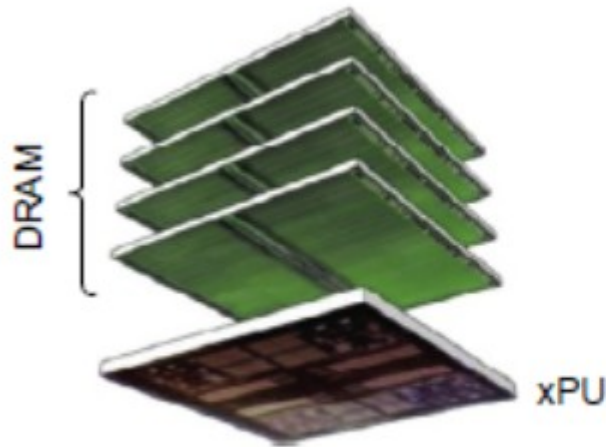
- Reducing power in SDRAMs:
 - Lower voltage
 - Low power mode (ignores clock, continues to refresh)
- Graphics memory:
 - Achieve 2-5 X bandwidth per DRAM vs. DDR3
 - Wider interfaces (32 vs. 16 bit)
 - Higher clock rate
 - Possible because they are attached via soldering instead of socketed DIMM modules

Memory Power Consumption




Stacked/Embedded DRAMs

- Stacked DRAMs in same package as processor
 - High Bandwidth Memory (HBM)



Vertical stacking (3D)



Interposer stacking (2.5D)

Flash Memory

- Type of EEPROM
- Types: NAND (denser) and NOR (faster)
- NAND Flash:
 - Reads are sequential, reads entire page (.5 to 4 KiB)
 - 25 us for first byte, 40 MiB/s for subsequent bytes
 - SDRAM: 40 ns for first byte, 4.8 GB/s for subsequent bytes
 - 2 KiB transfer: 75 uS vs 500 ns for SDRAM, 150X slower
 - 300 to 500X faster than magnetic disk

NAND Flash Memory

- Must be erased (in blocks) before being overwritten
- Nonvolatile, can use as little as zero power
- Limited number of write cycles (~100,000)
- \$2/GiB, compared to \$20-40/GiB for SDRAM and \$0.09 GiB for magnetic disk

- Phase-Change/Memristor Memory
 - Possibly 10X improvement in write performance and 2X improvement in read performance

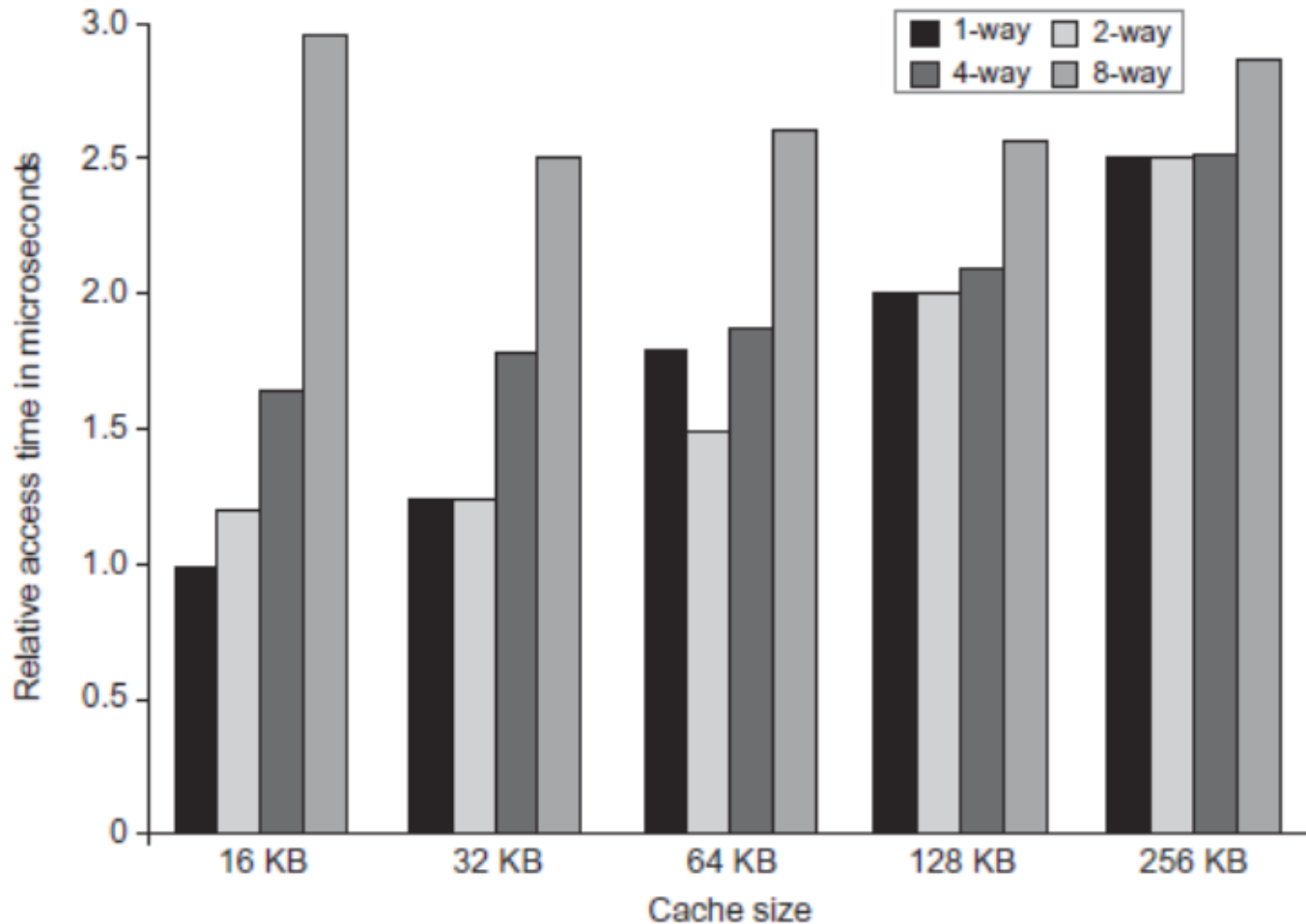
Memory Dependability

- Memory is susceptible to cosmic rays
- *Soft errors*: dynamic errors
 - Detected and fixed by error correcting codes (ECC)
- *Hard errors*: permanent errors
 - Use spare rows to replace defective rows
- Chipkill: a RAID-like error recovery technique

Advanced Optimizations

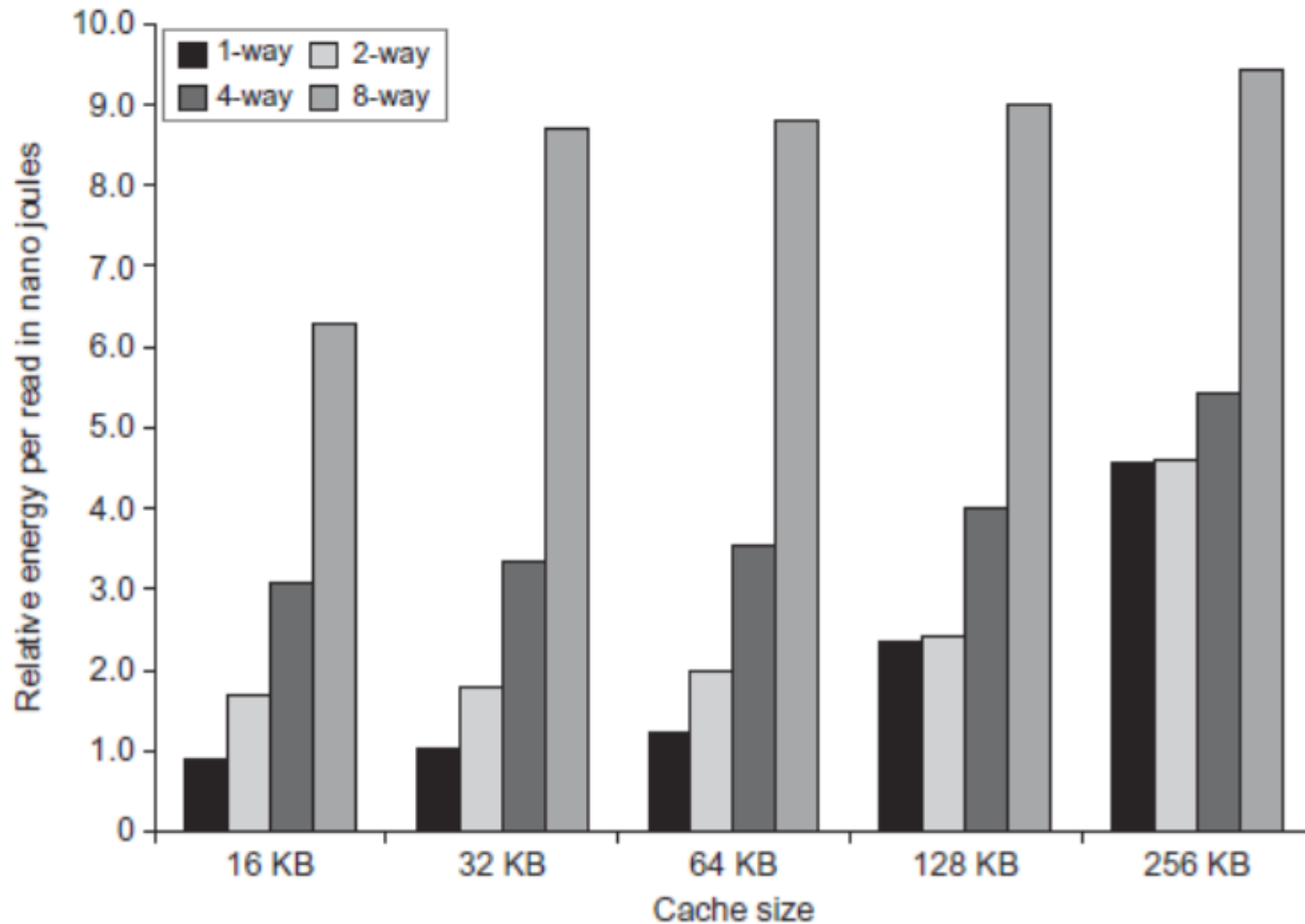
- Reduce hit time
 - Small and simple first-level caches
 - Way prediction
- Increase bandwidth
 - Pipelined caches, multibanked caches, non-blocking caches
- Reduce miss penalty
 - Critical word first, merging write buffers
- Reduce miss rate
 - Compiler optimizations
- Reduce miss penalty or miss rate via parallelization
 - Hardware or compiler prefetching

L1 Size and Associativity



Access time vs. size and associativity

L1 Size and Associativity



Energy per read vs. size and associativity

Way Prediction

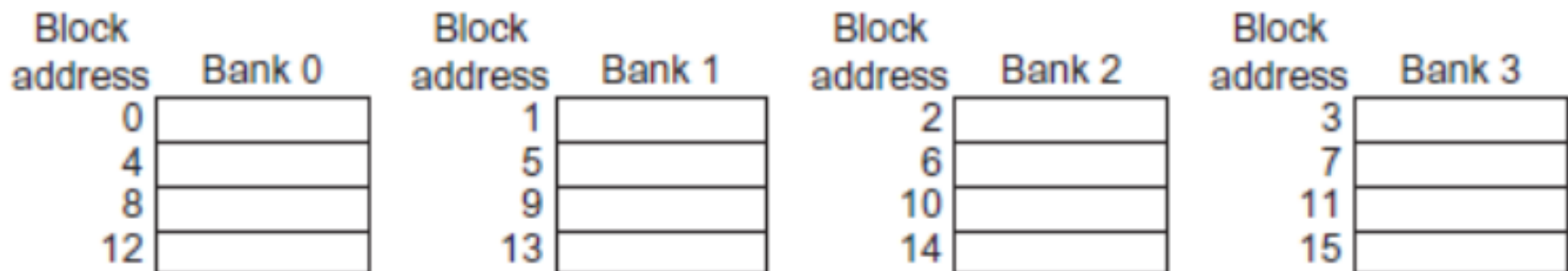
- To improve hit time, predict the way to pre-set mux
 - Mis-prediction gives longer hit time
 - Prediction accuracy
 - > 90% for two-way
 - > 80% for four-way
 - I-cache has better accuracy than D-cache
 - First used on MIPS R10000 in mid-90s
 - Used on ARM Cortex-A8
- Extend to predict block as well
 - “Way selection”
 - Increases mis-prediction penalty

Pipelined Caches

- Pipeline cache access to improve bandwidth
 - Examples:
 - Pentium: 1 cycle
 - Pentium Pro – Pentium III: 2 cycles
 - Pentium 4 – Core i7: 4 cycles
- Increases branch mis-prediction penalty
- Makes it easier to increase associativity

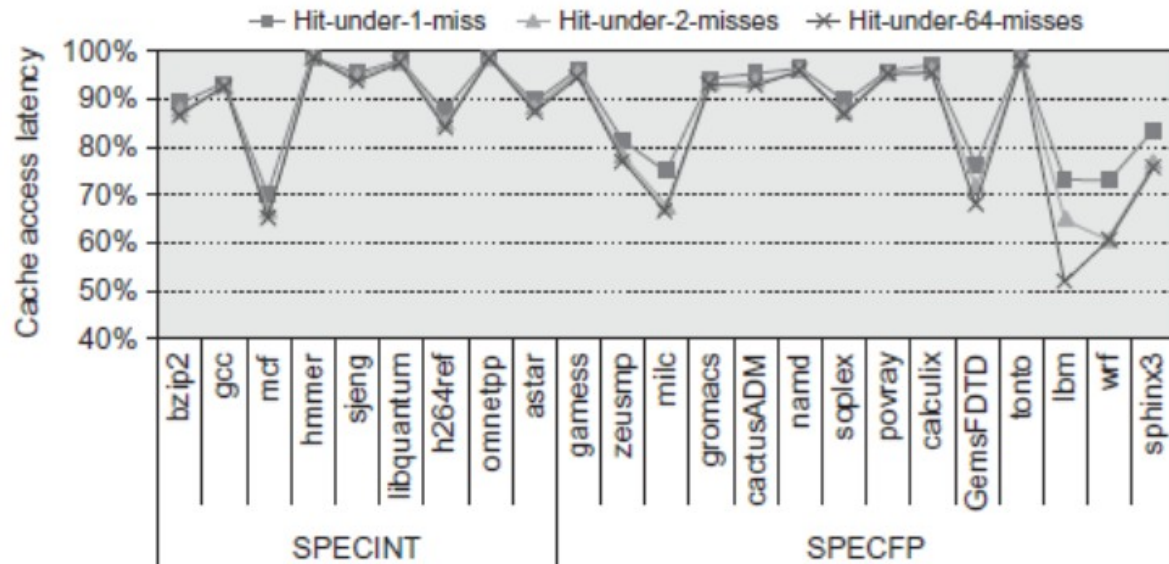
Multibanked Caches

- Organize cache as independent banks to support simultaneous access
 - ARM Cortex-A8 supports 1-4 banks for L2
 - Intel i7 supports 4 banks for L1 and 8 banks for L2
- Interleave banks according to block address



Nonblocking Caches

- Allow hits before previous misses complete
 - “Hit under miss”
 - “Hit under multiple miss”
- L2 must support this
- In general, processors can hide L1 miss penalty but not L2 miss penalty



Critical Word First, Early Restart

- Critical word first
 - Request missed word from memory first
 - Send it to the processor as soon as it arrives
- Early restart
 - Request words in normal order
 - Send missed work to the processor as soon as it arrives

- Effectiveness of these strategies depends on block size and likelihood of another access to the portion of the block that has not yet been fetched

Merging Write Buffer

- When storing to a block that is already pending in the write buffer, update write buffer
- Reduces stalls due to full write buffer
- Do not apply to I/O addresses

Write address	V	V	V	V		
100	1	Mem[100]	0	0	0	0
108	1	Mem[108]	0	0	0	0
116	1	Mem[116]	0	0	0	0
124	1	Mem[124]	0	0	0	0

No write buffering

Write address	V	V	V	V				
100	1	Mem[100]	1	Mem[108]	1	Mem[116]	1	Mem[124]
	0		0		0		0	
	0		0		0		0	
	0		0		0		0	

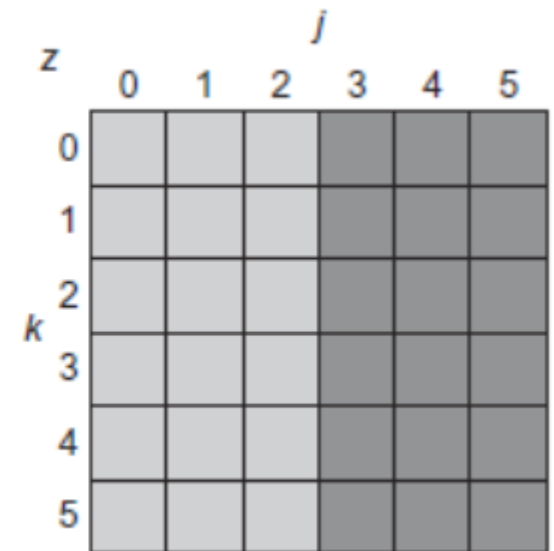

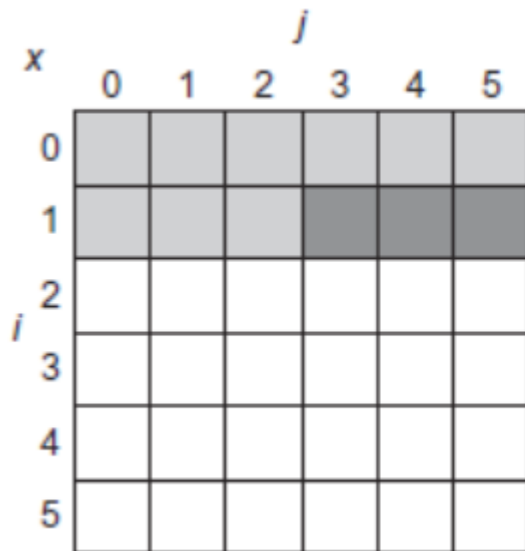
Write buffering

Compiler Optimizations

- Loop Interchange
 - Swap nested loops to access memory in sequential order
- Blocking
 - Instead of accessing entire rows or columns, subdivide matrices into blocks
 - Requires more memory accesses but improves locality of accesses

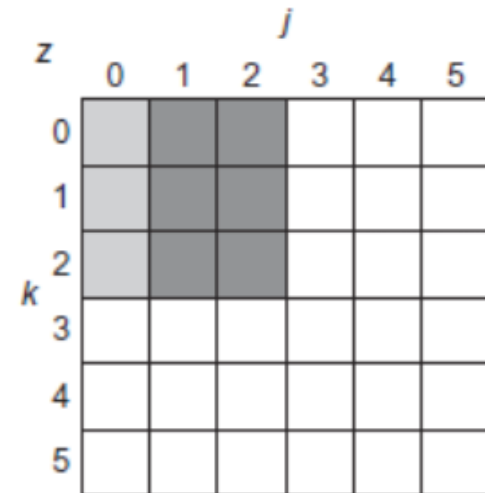

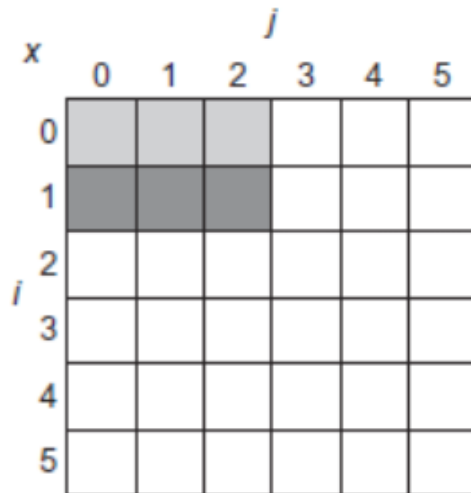
Blocking

```
for (i = 0; i < N; i = i + 1)
  for (j = 0; j < N; j = j + 1)
  {
    r = 0;
    for (k = 0; k < N; k = k + 1)
      r = r + y[i][k]*z[k][j];
    x[i][j] = r;
  };
```



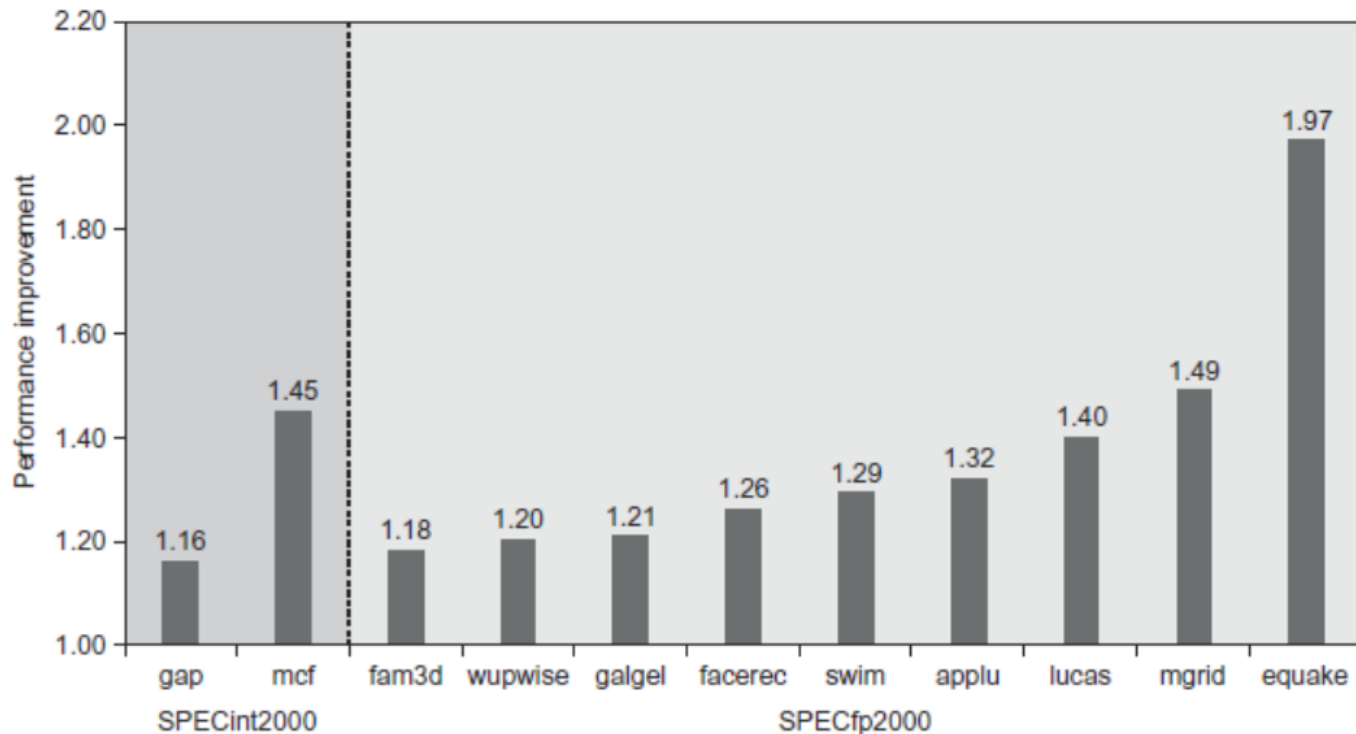
Blocking

```
for (jj = 0; jj < N; jj = jj + B)
  for (kk = 0; kk < N; kk = kk + B)
    for (i = 0; i < N; i = i + 1)
      for (j = jj; j < min(jj + B, N); j = j + 1)
        {
          r = 0;
          for (k = kk; k < min(kk + B, N); k = k + 1)
            r = r + y[i][k]*z[k][j];
          x[i][j] = x[i][j] + r;
        }
};
```



Hardware Prefetching

- Fetch two blocks on miss (include next sequential block)



Pentium 4 Pre-fetching

Compiler Prefetching

- Insert prefetch instructions before data is needed
- Non-faulting: prefetch doesn't cause exceptions
- Register prefetch
 - Loads data into register
- Cache prefetch
 - Loads data into cache
- Combine with loop unrolling and software pipelining

Use HBM to Extend Hierarchy

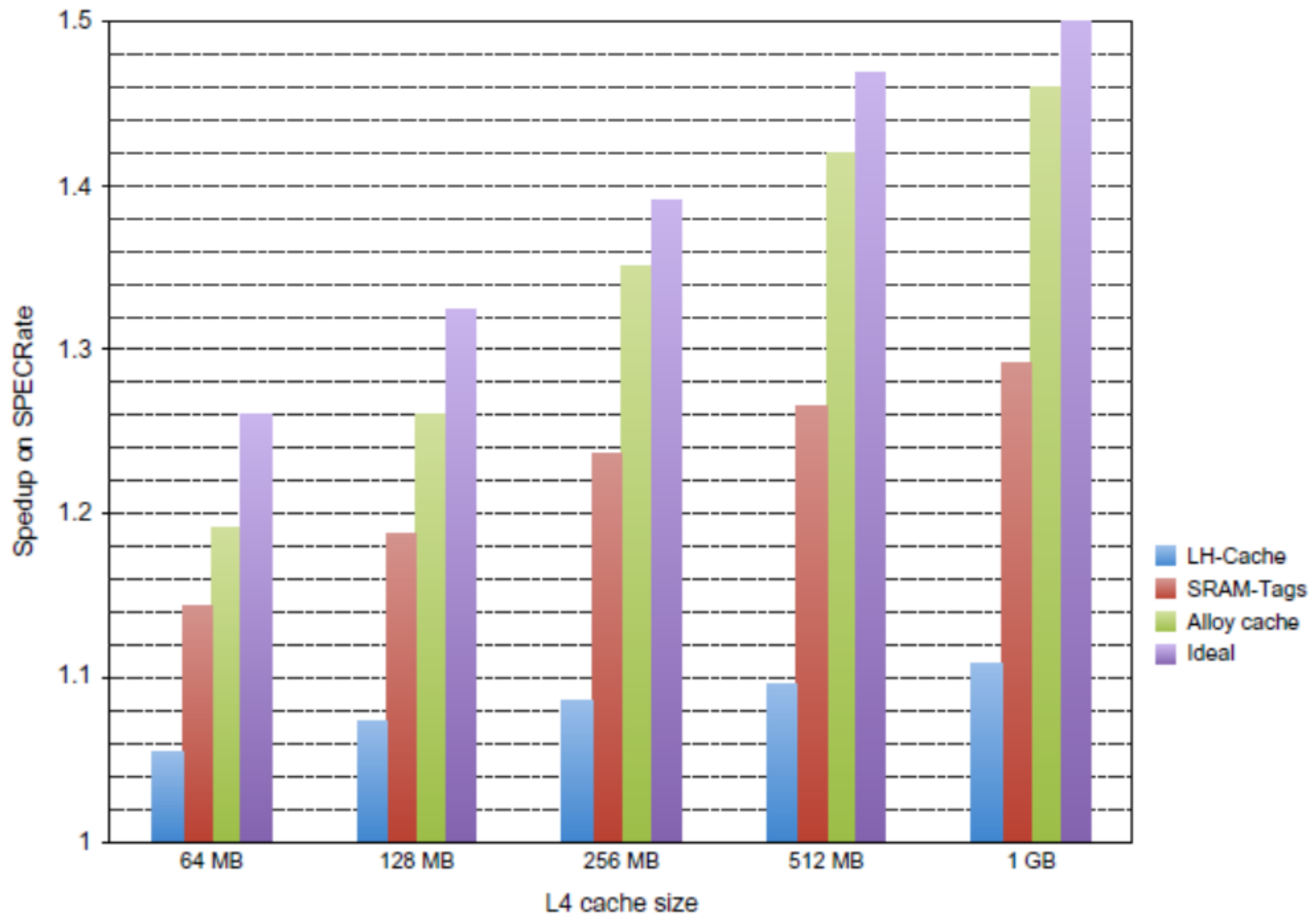
- 128 MiB to 1 GiB
- Smaller blocks require substantial tag storage
- Larger blocks are potentially inefficient

- One approach (L-H):
 - Each SDRAM row is a block index
 - Each row contains set of tags and 29 data segments
 - 29-set associative
 - Hit requires a CAS

Use HBM to Extend Hierarchy

- Another approach (Alloy cache):
 - Mold tag and data together
 - Use direct mapped
- Both schemes require two DRAM accesses for misses
 - Two solutions:
 - Use map to keep track of blocks
 - Predict likely misses

Use HBM to Extend Hierarchy



Summary

Technique	Hit time	Band-width	Miss penalty	Miss rate	Power consumption	Hardware cost/ complexity	Comment
Small and simple caches	+			-	+	0	Trivial; widely used
Way-predicting caches	+				+	1	Used in Pentium 4
Pipelined & banked caches	-	+				1	Widely used
Nonblocking caches		+	+			3	Widely used
Critical word first and early restart			+			2	Widely used
Merging write buffer			+			1	Widely used with write through
Compiler techniques to reduce cache misses				+		0	Software is a challenge, but many compilers handle common linear algebra calculations
Hardware prefetching of instructions and data			+	+	-	2 instr., 3 data	Most provide prefetch instructions; modern high-end processors also automatically prefetch in hardware
Compiler-controlled prefetching			+	+		3	Needs nonblocking cache; possible instruction overhead; in many CPUs
HBM as additional level of cache		+/-	-	+	+	3	Depends on new packaging technology. Effects depend heavily on hit rate improvements

Virtual Memory and Virtual Machines

- Protection via virtual memory
 - Keeps processes in their own memory space
- Role of architecture
 - Provide user mode and supervisor mode
 - Protect certain aspects of CPU state
 - Provide mechanisms for switching between user mode and supervisor mode
 - Provide mechanisms to limit memory accesses
 - Provide TLB to translate addresses

Virtual Machines

- Supports isolation and security
- Sharing a computer among many unrelated users
- Enabled by raw speed of processors, making the overhead more acceptable
- Allows different ISAs and operating systems to be presented to user programs
 - “System Virtual Machines”
 - SVM software is called “virtual machine monitor” or “hypervisor”
 - Individual virtual machines run under the monitor are called “guest VMs”

Requirements of VMM

- Guest software should:
 - Behave on as if running on native hardware
 - Not be able to change allocation of real system resources
- VMM should be able to “context switch” guests
- Hardware must allow:
 - System and user processor modes
 - Privileged subset of instructions for allocating system resources

Impact of VMs on Virtual Memory

- Each guest OS maintains its own set of page tables
 - VMM adds a level of memory between physical and virtual memory called “real memory”
 - VMM maintains shadow page table that maps guest virtual addresses to physical addresses
 - Requires VMM to detect guest’s changes to its own page table
 - Occurs naturally if accessing the page table pointer is a privileged operation

Extending the ISA for Virtualization

- Objectives:
 - Avoid flushing TLB
 - Use nested page tables instead of shadow page tables
 - Allow devices to use DMA to move data
 - Allow guest OS's to handle device interrupts
 - For security: allow programs to manage encrypted portions of code and data

Fallacies and Pitfalls

- Predicting cache performance of one program from another
- Simulating enough instructions to get accurate performance measures of the memory hierarchy
- Not delivering high memory bandwidth in a cache-based system